

FY2019 Impact Report



National Alliance on Mental Illness

Massachusetts

ESTABLISHED
1982

OUR MISSION Improve the lives of all persons affected by mental health conditions in the Commonwealth. NAMI Massachusetts provides education classes, support groups, and advocacy efforts on a federal, state and local level.

161,459 INDIVIDUALS AND FAMILIES IMPACTED

WEBSITE USERS

111,853 SESSIONS } **NEW 87%** ▶ **RETURNING 13%**
OR 97,764 USERS OR 14,089 USERS

BEING SOCIAL

TWITTER • 21,000
 FACEBOOK • 5,122
 LINKED IN • 2,026
 INSTAGRAM • 526




NAMI WALKS MASSACHUSETTS 5,000 PARTICIPANTS

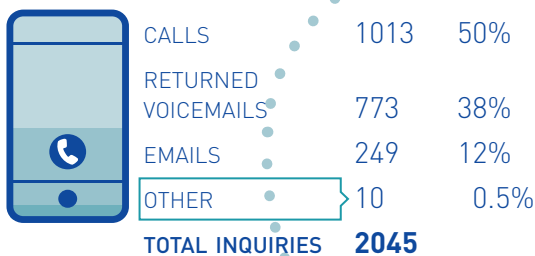


CRIMINAL JUSTICE DIVERSION

41 DEPARTMENTS
335 OFFICERS TRAINED



2,045 INQUIRIES



INQUIRY NEEDS

- Finding a provider or treatment
- Housing
- Finding peer support
- Finding family support
- Health insurance
- DMH services
- Inpatient treatment
- Legal issues

IN OUR OWN VOICE

231 PRESENTATIONS
6,050 AUDIENCE

FY2019 Impact Report

FAMILY

-2-

FAMILY

427

GRADUATES

33

CLASSES

- > 2 trainings
- > 13 new instructors
- + 4 new Spanish language instructors

BASICS GROUP

- > 2 classes
- > 1 training
- > 20 graduates
- > 8 new instructors

FAMILY SUPPORT GROUPS

42

GROUPS

3,000 PARTICIPANTS

- > 2 trainings
- > 9 new facilitators
- + 3 new Spanish language facilitators

CONNECTION

3,000 PARTICIPANTS



19 SUPPORT GROUPS

Agawam • Acton • Beverly • Boston x2 • Easthampton • Everett • Gloucester x3 (one is dual diagnosis) • Gardner • Haverhill • Leominster • Orleans • Quincy (dual diagnosis) • Palmer • Roxbury (dual diagnosis) • Somerville x2

We also trained a **new state trainer** & conducted four trainings for new connection facilitators **graduating 25 people** with mental health lived experience.

PEER-2-PEER

75 PARTICIPANTS



- CLASSES**
- Lawrence x2
 - MGH
 - Mclean
 - Beverly
 - Framingham
 - Schraffts Center

A training in Boston with participants from many of the FY year's classes.

GRADUATES 13

Financial Results for FY 2019

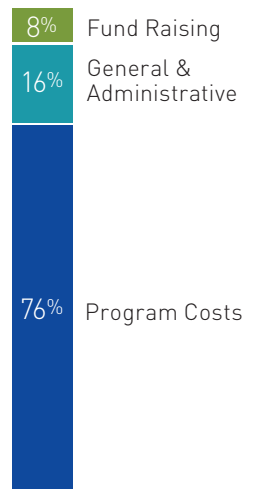
Unrestricted Net Assets Revenue & Support

| | |
|---|---------------------|
| Grant Income | \$716,830 |
| Special Event - NAMIWalks | 638,845 |
| Special Event - Other | 0 |
| Contributions | 535,107 |
| Membership and Convention | 39,985 |
| Interest Income | 1,812 |
| Net Assets Released from Restrictions Used for Operations | 0 |
| Total Revenue and Support | \$ 1,932,579 |

Operating Expenses

| | |
|---|---------------------|
| Salaries and Benefits | 928,779 |
| Professional Fees | 205,471 |
| Occupancy Costs | 97,890 |
| Direct Program Expenses | 75,851 |
| G&A and Fundraising Expenses | 209,604 |
| Walk Payments to NAMI National and Affiliates | 158,596 |
| Total Operating Expenses | \$ 1,676,191 |

| | |
|--|------------------|
| Income from Operations | 256,338 |
| Unrealized Loss on Investments | (54) |
| Realized Gain on Investments | (4,590) |
| Increase in Unrestricted Net Assets | \$251,744 |



*unaudited